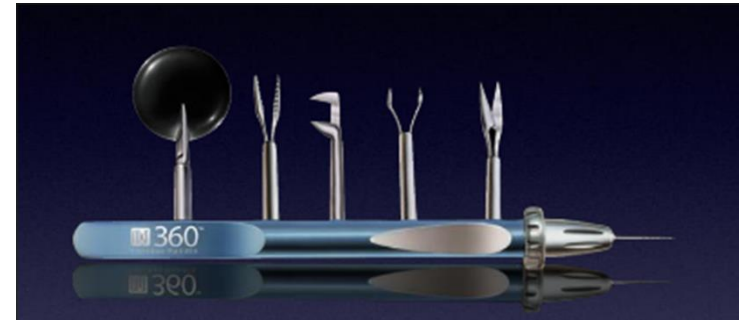


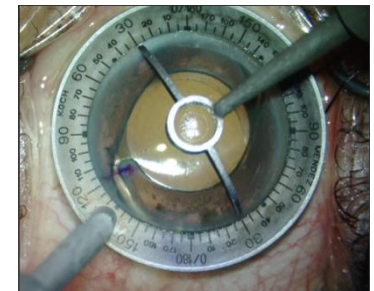
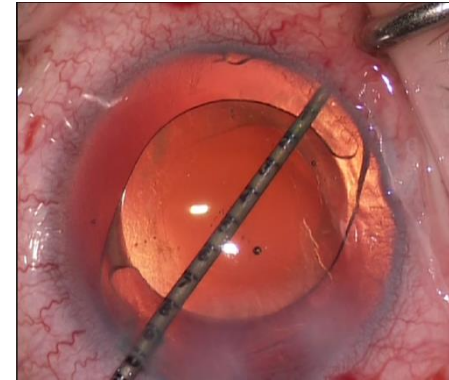
Mandatory Instrumentation

- Calipers
- Positioning hooks
 - Kuglen, Lester, or Sinskey (2)
- 23 or 25 gauge microforceps
- Anterior Segment Microsurgical Instruments (i.e MST Epsilon, Grieshaber[®] Maxgrip[®])
 - One microsurgical forceps must be serrated



Desirable Instrumentation

- Intraocular ruler (MST) to measure sulcus diameter or capsular bag size
 - Line up Purkinje image
 - Take radius x 2 for diameter and subtract 0.50 mm to approximate iris size for trephination
- Limbal marker to plan for scleral fixation
 - Toric Marker (i.e Mastel)
 - Scleral Ruler (i.e. CentraSight)
- Trephine Centering Device



Surgical Supplies

- Trephine blades 8.0-12.0 mm
- Gore-Tex CV-8 thread ttc-9 needle
- Polypropylene (9-0 is better than 10-0 polypropylene)
- 10-0 nylon suture
- Vicryl or gut suture
- Trypan-blue
- ICG
- OVD with some cohesive qualities (for cartridge)
 - Discovisc, Provisc, Healon GV, Healon, Healon 5

